

Polipasto marca TXK de cable

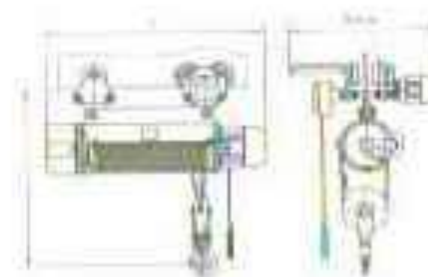
Polipasto eléctrico de cable modelo CD1, CD2 tienen características de estructura apretada, peso ligero, forma pequeña, funcionamiento estable.

Se aplica no solo en carril de alto elevador sino también usado con varios tipos de equipo elevadores electricos y manuales, así como cabria de única viga, cabria de doble viga, cabria de viga voladiza, cabria de portal, etc.

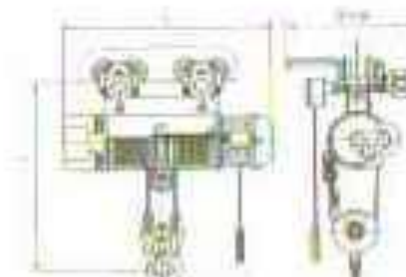
Por la condición de necesidad de ajustar precisamente, polipasto eléctrico de única velocidad CD1 no puede satisfacer la necesidad, debe seleccionar polipasto eléctrico de doble velocidad MD1. Con capacidades de 1/2 tonelada a 20 toneladas y de 1 y 2 velocidades.



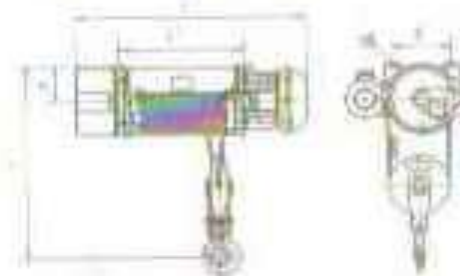
CD1/0,25-5ton hoist with trolley



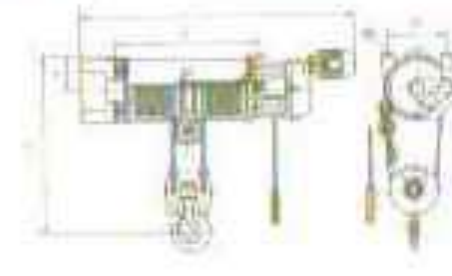
CD1/10ton hoist with trolley



MD1/0.5-5ton hoist foot mounted



MD1/10ton hoist foot mounted



Specification		CD1 0.25t-10t																
Capacity	t	0.25				0.5				1								
Lifting height	m	3	6	9	12	6	9	12	18	6	9	12	18	24	30			
Lifting speed	m/min	8				8(8/0.8)				8(8/0.8)								
Travelling speed	m/min	20				20				2								
Orbit	I-Beam	12.6-20b				16-28b				16-28b								
	Mini Radius Curvature	m	1	1	1	1.5	1.5	1.8	2.5	1.5	1.8	2.5	3	4				
Power of main motor	Kw	0.4				0.8(0.8/0.2)				1.5(1.5/0.2)								
Power of travelling motor	Kw	0.06				0.2				0.2								
Basic size	Hook Suspension	L	mm	403/420	403/484	549	615	630	705	775	920	771	869	967	1163	1359	1555	
		L(MD1)	mm	-	-	-	-	640	715	785	930	781	879	977	1173	1369	1565	
		L1	mm	104/156	104/222	288	354	318	390	462	606	401	499	597	793	989	1185	
		F1	mm	406				530				800						
		B1	mm	130				190				196						
		B1	mm	4- ϕ 11				4- ϕ 15				4- ϕ 19						
		H	mm	90				120				127						
	Trolley	F	mm	460				650				720						
		Bmax	mm	398				415				897						
Total Weight	CD1 hook suspension (A)	Kg	33	41	37	41	45	80	85	90	95	130	140	157	172	186		
	CD1 trolley type (D)	Kg	41	45	49	60	118	136	153	198	170	180	207	222	236	253		
	MD1 hook suspension (A)	Kg	-	-	-	-	88	93	103	138	148	165	180	194	211	184		
	MD1 trolley type (D)	Kg	-	-	-	-	135	140	160	170	183	190	225	240	254	271		

Specification			Md1 0.5t-10t																		
Capacity	t		2						3						5						
Lifting height	m		6	9	12	18	24	30	6	9	12	18	24	30	6	9	12	18	24	30	
Lifting speed	m/min		8(8/0.8)						8(8/0.8)						8(8/0.8)						
Travelling speed	m/min								20						20						
Orbit	I-Beam		20a-32c						20a-32c						25a-63c						
	Mini Radius Curvature	m	1.8	2	3	3.5	4	1.8	2	3.5	4	4.5	2	2.2	3	3.5	4.5				
Power of main motor	Kw		3(3/0.4)						4.5(4.5/0.4)						7.5(7.5/0.8)						
Power of travelling motor	Kw		0.4						0.4						0.5						
Basic size	Hook Suspension	L	mm	820	920	1020	1220	1420	1620	930	1030	1136	1342	1548	1754	1052	1157	1262	1472	1682	1892
		L(MD1)	mm	830	930	1030	1230	1430	1630	940	1040	1146	1352	1558	1764	1062	1167	1272	1482	1692	1902
		L1	mm	418	518	618	818	1018	1218	451	554	657	863	1069	1275	485	590	695	905	1115	1325
		F1	mm	850						1000						1153					
		B1	mm	240						264						320					
		B1	mm	4- ϕ 23						4- ϕ 25						4- ϕ 31					
		H	mm	155						175						203					
	Trolley	F	mm	1000			1085			1100			1185			1250			1400		
		Bmax	mm	935						935						1067					
Total Weight	CD1 hook suspension (A)	kg	174	190	208	232	260	284	234	250	276	310	344	374	392	410	431	476	505	545	
	CD1 trolley type (D)	kg	230	244	299	315	337	357	308	330	392	408	434	472	494	517	601	648	691	735	
	MD1 hook suspension (A)	kg	184	200	218	242	270	294	244	260	286	320	354	384	417	435	458	501	530	570	
	MD1 trolley type (D)	kg	269	284	335	369	379	404	323	335	395	429	463	493	530	553	594	641	684	728	

Specification			Md1 0.5t-10t						CD1 16t MD1 16t HC20t HM20t					
Capacity	T		10						16(20)					
Lifting height	m		6	9	12	18	24	30	6	8	9	12	16	
Lifting speed	m/min		7(7/0.7)						3.5(3.5/0.35)					
Travelling speed	m/min		20						20					
Orbit	I-Beam		25a-63c						30a-63c					
	Mini Radius Curvature	m	2.5	3	3.5	4.5	6	7.2	3	4	4.5	5	6	
Power of main motor	Kw		13(13/1.5)						13(13/1.5)					
Power of travelling motor	Kw		2X0.5						2X0.8					
Basic size	Hook Suspension	L	mm	1501	1682	1863	2225	2587	2949	1478	1628	1708	1933	2223
		L(MD1)	mm	1868	2049	2230	2592	2954	3316	1834	1984	2064	2289	2579
		L1	mm	849	1030	1211	1573	1935	2297	797	947	1027	1252	1542
		F1	mm	1350						1450(A2)				
		B1	mm	376						385				
		B1	mm	4- ϕ 38						4- ϕ 25				
		H	mm	255						317				
	Trolley	F	mm	1550						2500				
		Bmax	mm	1067						1160				
Total Weight	CD1 hook suspension (A)	kg	764	820	874	1001	1090	1174	940	960	970	1045	1200	
	CD1 trolley type (D)	kg	1010	1066	1120	1232	1336	1440	1070	1096	1105	1170	1170	
	MD1 hook suspension (A)	kg	824	880	934	1061	1150	1234	1000	1020	1030	1060	1100	
	MD1 trolley type (D)	kg	1070	1126	1180	1292	1396	1500	1130	1156	1165	1170	1230	